












NGA PIKOPIKO - LEARNING BOARD - THESE ACTIVITIES CAN BE DONE DAILY OR PICK A FEW TO DO A DAY.

Please feel free to email us with any questions or concerns. Please also email us photos of you completing the tasks, or up load them to Randwick School's Facebook Page. <https://www.facebook.com/randwickschool/>






Contacts Simonne Goodall <principal@randwick.school.nz>	Jo Sawyer <jsawyer@randwick.school.nz> 0276547822	Cherie Brown cbrown@randwick.school.nz	Paiana Te Amo pteamo@randwick.school.nz	Marnie Sime <marnie.sime@gmail.com>
--	---	--	---	---

<p>Turn on some music and have your own dance party in the lounge.</p> 	<p>Ask your parents if you have some recycling and see what you can create out of old boxes, tins, and bottles.</p> 	<p>Play a board game or card game with someone in your household.</p> 
<p>Write a story about anything that you can imagine and want to share.</p> 	<p>Go for a walk with your family. Collect things as you walk: branches, stones, feathers, leaves etc. Then create a picture when you get home.</p> 	<p>How many times can you throw and catch a ball? Try and do it everyday. Can you get better each time you try?</p> 

HELP YOUR CHILD 'CONNECT' WITH SOMEONE IMPORTANT TO THEM. (FAMILY, FRIEND, NEIGHBOUR, TEACHER)

<p>Ring - Phone Call</p> 	<p>Text</p> 	<p>Email</p> 	<p>Card / letter / note</p> 	<p>Video call / Facetime</p> 
--	---	--	---	--

LINKS THAT MIGHT BE FUN TO WATCH AND USEFUL TO USE:

https://www.storylineonline.net/ 	https://www.youtube.com/watch?v=mc5ljuG4FYE  <p>COLOUR CHANGING MILK EXPERIMENT</p>	https://www.youtube.com/watch?v=djPqd1m6lMY 	https://www.youtube.com/watch?v=ho0o7H6dXSU 	https://www.starfall.com 
--	---	--	---	--

Number Hunt (Numbers 1-20)

*You can use toys

- Write numbers 1-20 on separate pieces of paper (you can tape these onto toys)
- Hide the numbers (or toys)
- Then find the numbers
- Put the numbers 1-20 in order.



Post It Maths - Basic Facts to 10

- Write numbers on a sheet of paper.
- Write questions on post it notes (or paper with tape)
- Match the question to the correct answer



Let's Go Shopping!

Can you set up a shop in your house?

- What is the name of your shop?
- What things do you have for sale?
- How much are they?

Let people in your bubble visit your shop.



Letter Walk

- Go for a walk.
- Say what you can see.
- What letter do they start with?
- What sound does that letter make?



Make/write a card

for a friend or family member.


- Tell them what would you like to do with them next time you see them?

*If you have stamps at home you could post these to them



Read / Draw and Colour

- Read any book
- Draw a picture about your favourite part of the story.
 - Colour it in.
 - Write a sentence explaining what you have drawn.



Make your own chalk!

Practicing writing words and letters outside.



Homemade Sidewalk Chalk!!

Using 2 muffin tins... take 1 1/2 cups cornstarch and 1 1/2 cups water, mix it up and divide it into the 12 muffin cups. Add 2 to 3 drops of food coloring of your choice into each cup and stir. Let harder then pop out and let the kids go crazy!! :)

Equal parts cornflour/cornstarch to water

Help Make lunch for dinner.

Ask if you can help make dinner for the family.

Can you cut the fruit/vegs?
Can you mix the ingredients needed?

Take a photo of it.



Helping Hands - Tidying up

Can you clean your room?

Can you make your bed?

Can you help fold the washing?



